



CARDON TREATMENT TABLE (CTT)

MOST POPULAR MULTI-PURPOSE TABLE



Optional center section with collapsible sides

45 years
trusted
provider.

Shown in Royal upholstery
on Gunmetal frame



FEATURES

The Cardon Treatment Table is the most popular orthopaedic treatment table. This table features an adjustable head and leg section with a fixed center section. In addition, this table is available with the optional NEW ergonomic center section with collapsible sides to allow closer access to the patient. This table adjusts to multiple positions permitting optimization of patient positioning on the table.

SOFT TOUCH TECHNOLOGY

Cardon's patented Soft Touch Footswitch has been strategically positioned on the base of your treatment table. Minimal amount of pressure applied by your foot will raise and lower the table with ease.



CARDON TREATMENT TABLE

STANDARD MODEL:


3 Section Table	
Electric Hi-Lo Control	Soft Touch Footswitch
Height Adjustment	19" – 36.75"
Face Cut-Out on Head Section	Keyhole cut-out with filler
Head Section Adjustment	Positive locking system with dual head support
Center Section	Fixed
Leg Section Adjustment	Gas spring
Caster System	Dual lever retractable (4" casters)
Frame Construction	High strength seamless tubular frame
Frame Color	Powder coat in Gunmetal Grey, Black or White
Upholstery Foam	1.5" thick
Antimicrobial Naugahyde Upholstery	Over 60 upholstery color options

SPECIFICATIONS:

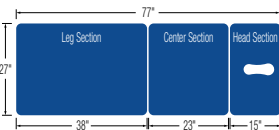
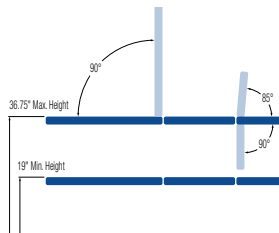
Lifting Capacity	500 lbs.
Dimensions	27" x 77" (Customizable width from 25" – 30")
Power Supply	120 Volt AC 60 Hz. Max. 2.5 Amp.
Fire Retardant Upholstery	✓

OPTIONAL ACCESSORIES:

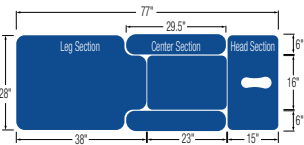
Dual gas spring for leg section
Custom foam upgrade
3-piece head section with variable position armrests
Massage head section with variable position armrests
Center section with collapsible sides
Heel assists
Examination paper holder
Extra foot pedal
Osteopathic head section
Rear leg soft touch footswitch configuration
Battery powered
Charger for battery



Optional rear leg soft touch footswitch configuration



Standard Model



Center Section with Collapsible Sides